

## INCLUDED FEATURES

**Blades (6) Included**

- 13° Pitch
- 96" Sweep
- Non-reversible
- Aluminum

**Downrods** 6" Downrod with 1" (O.D.)

**Downlight** Replaceable. 17W Dimmable Integrated LED Platform, 1,600 Lumens, 3,000K

**Downlight Glass** Etched Cased Opal**Optional Downlight** N/A**Uplight** N/A**Uplight Glass** N/A**Low Ceiling Adaptable** No**Control** 6-Speed DC Wall Control System

## FAN FEATURES

**Mounting Slope – Pitch** 30° or 7/12**Lead Wire** 78"**cETL Listed** Wet**Hanging Weight** 34.6 lbs.**Body Material** Steel**Warranty** [www.Kichler.com/Warranty](http://www.Kichler.com/Warranty)

## MOTOR FEATURES

**Motor Size/Type** DC-165L**Amps** 0.39 on High**RPM** 63 on High**Energy Star®** No

## INCLUDED CONTROLS

**6-SPEED DC WALL CONTROL SYSTEM**



- 6 Forward Speeds, Reverse & Motor Off
- Lights On/Off with Full-Range Dimming
- No More Than Two Fans on One Circuit
- Faceplates Included in 3 Colors

## OPTIONAL CONTROLS

**DC COOLTOUCH™ TRANSMITTER - FULL FUNCTION 371075 (Shown)**

## METAL CAPS

Includes a metal fixture cap for non-light use.



## BLADE SPECS

**Blade Finish & Part Number (Side 1)****Fan Finish**

**Olde Bronze®**  
FB300302  
OZ

**OZ**  
Olde Bronze®

**Satin Black**  
FB300302  
SBK

**SBK**  
Satin Black

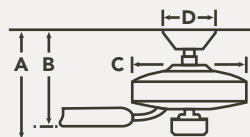
**Weathered Steel**  
FB300302  
WSP

**WSP**  
Weathered Steel

## HANGING MEASUREMENTS

## WITH 6" DOWNROD

Fixture Drop (from ceiling)	Blade Drop (from ceiling)	Housing (width)	Ceiling Canopy (width)
A: 16.25"	B: 14.00"	C: 8.75"	D: 6.75"



## AIR PERFORMANCE

AIRFLOW Cubic Ft. Per Minute on High	POWER USAGE Watts on High (Excludes Lights)	AIRFLOW EFFICIENCY Cubic Ft. Per Minute Per Watt
12854	31	419



## KICHLER'S FANS ARE THE BEST!



“ Another great Kichler product! Having acquired this fan online, I was not sure about the materials and how it looked in person. The moment I "deboxed" and started putting this fan together, I knew it was another extremely great quality product from Kichler. This fan is huge, the blades are metal and can seriously put off some breeze. I also love the fact that if you are using it for outside and do not need the light kit, they already have a metal cover to go over it. Plus the wall mounted remote and switch is really convenient. I cannot praise Kichler enough, 2nd product from them and many more to come! ”

- jerebob1430 | West Jefferson, NC